

# COMPOSANTES DE MOTEUR – ENGINE COMPONENTS


## ENSEMBLES COMPLETS POUR TÊTE DE MOTEUR / TOP END REBUILD KITS

L'ensemble comprend : le piston complet, tous les joints d'étanchéité nécessaires et les roulements à aiguilles du haut.

This kit includes : complete piston kit, all gaskets needed and upper end needle bearings.

### Série originale / Original series

Modèle / Model	Année / Year	Dimensions	# Pièce / Part #
<b>KAWASAKI</b>			
440 SX	1982-85	Standard	010-811-10
		.25mm	010-811-11
		.5mm	010-811-12
		.75mm	010-811-13
550 SX	1982-90	Standard	010-812-10
		.25mm	010-812-11
		.5mm	010-812-12
		.75mm	010-812-13
		1mm	010-812-14
550 SX (reed engine)	1991-95	Standard	010-813-10
		.5mm	010-813-12
		1mm	010-813-14
650 (Tous / All)	1991-96	Standard	010-810-10
		.25mm	010-810-11
		.5mm	010-810-12
		.75mm	010-810-13
		1mm	010-810-14
750 SS	1992-95	Standard	010-820-10*
750 SXXI	1993-95	.25mm	010-820-11*
750 ST	1994-95	.5mm	010-820-12*
750 SX	1992-94	.75mm	010-820-13*
750 XIR, SXI	1994	1mm	010-820-14*
<b>SÉRIE PLATINE / PLATINUM SERIES</b>			
750 SS	1992-95	Standard	010-82010P*
750 SXXI	1993-95	.25mm	010-82011P*
750 ST	1994-95	.5mm	010-82012P*
750 SX	1992-94	.75mm	010-82013P*
750 XIR, SXI	1994	1mm	010-82014P*
750 SS, SXXI	1996-97	Standard	010-821-10**
750 STS	1995-97	.25mm	010-821-11**
750 STX	1998	.5mm	010-821-12**
750 SXI	1995-96	.75mm	010-821-13**
750 ZXI	1995-97	1mm	010-821-14**
<b>SÉRIE PLATINE / PLATINUM SERIES</b>			
750 SS, SXXI	1996-97	Standard	010-82110P**
750 STS	1995-97	.25mm	010-82111P**
750 STX	1998	.5mm	010-82112P**
750 SXI	1995-96	.75mm	010-82113P**
750 ZXI	1995-97	1mm	010-82114P**



Serie platine / Platinum series

\* 20mm wrist pin


\*\* 22mm wrist pin

# COMPOSANTES DE MOTEUR – ENGINE COMPONENTS

## ENSEMBLES COMPLETS POUR TÊTE DE MOTEUR / TOP END REBUILD KITS

Série originale / Original series

Modèle / Model	Année / Year	Dimensions	# Pièce / Part #
<b>KAWASAKI</b>			
800	Toutes / All	Standard	010-843-10
		.25mm	010-843-11
		.5mm	010-843-12
		.75mm	010-843-13
		1mm	010-843-14
<b>SÉRIE PLATINE / PLATINUM SERIES</b>			
800	Toutes / All	Standard	010-84310P
		.25mm	010-84311P
		.5mm	010-84312P
		.75mm	010-84313P
		1mm	010-84314P
900	Toutes / All Except. STX 97-98	Standard	010-840-10
		.25mm	010-840-11
		.5mm	010-840-12
		.75mm	010-840-13
		1mm	010-840-14
<b>SÉRIE PLATINE / PLATINUM SERIES</b>			
900	Toutes / All Except. STX 97-98	Standard	010-84010P
		.25mm	010-84011P
		.5mm	010-84012P
		.75mm	010-84013P
		1mm	010-84014P
900 STX	1997-98	Standard	010-840-20
		.25mm	010-840-21
		.5mm	010-840-22
		.75mm	010-840-23
		1mm	010-840-24
<b>SÉRIE PLATINE / PLATINUM SERIES</b>			
900 STX	1997-98	Standard	010-84020P
		.25mm	010-84021P
		.5mm	010-84022P
		.75mm	010-84023P
		1mm	010-84024P
1100 STX	1997-99	Standard	010-821-20
1100 ZXI	1996-2003	.25mm	010-821-21
		.5mm	010-821-22
		.75mm	010-821-23
		1mm	010-821-24
<b>SÉRIE PLATINE / PLATINUM SERIES</b>			
1100 STX DI	1997-99	Standard	010-82120P
1100 Ultra 130 DI	1996-2003	.25mm	010-82121P
		.5mm	010-82122P
		.75mm	010-82123P
		1mm	010-82124P




Série platine / Platinum series

# COMPOSANTES DE MOTEUR – ENGINE COMPONENTS

## ENSEMBLES COMPLETS POUR TÊTE DE MOTEUR / TOP END REBUILD KITS

Série originale / Original series

Modèle / Model	Année / Year	Dimensions	# Pièce / Part #
<b>KAWASAKI</b>			
1100 STX DI	2000-03	Standard	010-842-10
		.25mm	010-842-11
		.5mm	010-842-12
1100 Ultra 130 DI	2001-04	.75mm	010-842-13
		1mm	010-842-14
		<b>SÉRIE PLATINE / PLATINUM SERIES</b>	
1100 STX DI	2000-03	Standard	010-84210P
		.25mm	010-84211P
		.5mm	010-84212P
1100 Ultra 130 DI	2001-04	.75mm	010-84213P
		1mm	010-84214P
		1200 (150 Ultra)	1999-2005
.25mm over	010-841-11		
.5mm over	010-841-12		
1200 STX-R	2002-05	.75mm over	010-841-13
		1mm over	010-841-14
		<b>SÉRIE PLATINE / PLATINUM SERIES</b>	
1200 (150 Ultra)	1999-2005	Standard	010-84110P
		.25mm over	010-84111P
		.5mm over	010-84112P
1200 STX-R	2002-05	.75mm over	010-84113P
		1mm over	010-84114P
		<b>POLARIS</b>	
650	Toutes / All	Standard	010-831-10
		.25mm	010-831-11
		.5mm	010-831-12
		.75mm	010-831-13
		1mm	010-831-14
700	Toutes / All	Standard	010-832-10
		.25mm	010-832-11
		.5mm	010-832-12
		.75mm	010-832-13
		1mm	010-832-14
<b>SÉRIE PLATINE / PLATINUM SERIES</b>			
700	Toutes / All	Standard	010-83210P
		.25mm	010-83211P
		.5mm	010-83212P
		.75mm	010-83213P
		1mm	010-83214P
750	Toutes / All	Standard	010-830-10
		.25mm	010-830-11
		.5mm	010-830-12
		.75mm	010-830-13
		1mm	010-830-14




Série platine / Platinum series

# COMPOSANTES DE MOTEUR – ENGINE COMPONENTS

## ENSEMBLES COMPLETS POUR TÊTE DE MOTEUR / TOP END REBUILD KITS

Série originale / Original series

Modèle / Model	Année / Year	Dimensions	# Pièce / Part #
<b>POLARIS</b>			
<b>SÉRIE PLATINE / PLATINUM SERIES</b>			
780	Toutes / All	Standard	010-834-10
		.25mm	010-834-11
		.5mm	010-834-12
		.75mm	010-834-13
		1mm	010-834-14
800 Virage (777)	Toutes / All	Standard	010-835-10
		.25mm	010-835-11
		.5mm	010-835-12
		.75mm	010-835-13
		1mm	010-835-14
800 Virage (777)	Toutes / All	Standard	010-83510P
		.25mm	010-83511P
		.5mm	010-83512P
		.75mm	010-83513P
		1mm	010-83514P
900	Toutes / All	Standard	010-833-10
		.25mm	010-833-11
		.5mm	010-833-12
		.75mm	010-833-13
		1mm	010-833-14
1050	Toutes / All	Standard	010-832-20
		.25mm	010-832-21
		.5mm	010-832-22
		.75mm	010-832-23
		1mm	010-832-24
<b>SÉRIE PLATINE / PLATINUM SERIES</b>			
1050	Toutes / All	Standard	010-83220P
		.25mm	010-83221P
		.5mm	010-83222P
		.75mm	010-83223P
		1mm	010-83224P
1200 Genesis, SLX, X-45, Virage TX, TXi	1999-2004	Standard	010-835-20
		.25mm	010-835-21
		.5mm	010-835-22
		.75mm	010-835-23
		1mm	010-835-24
<b>SÉRIE PLATINE / PLATINUM SERIES</b>			
1200 Genesis, SLX, X-45, Virage TX, TXi	1999-2004	Standard	010-83520P
		.25mm	010-83521P
		.5mm	010-83522P
		.75mm	010-83523P
		1mm	010-83524P




Série platine / Platinum series

# COMPOSANTES DE MOTEUR – ENGINE COMPONENTS

## ENSEMBLES COMPLETS POUR TÊTE DE MOTEUR / TOP END REBUILD KITS

Série originale / Original series

Modèle / Model	Année / Year	Dimensions	# Pièce / Part #
<b>SEA-DOO</b>			
580 (Jaune / Yellow)	1988-91	Standard	010-815-20
		.25mm	010-815-21
		.5mm	010-815-22
		.75mm	010-815-23
		1mm	010-815-24
580 (Blanc / White)	1992 + / 1992 Up	Standard	010-815-10
		.25mm	010-815-11
		.5mm	010-815-12
		.75mm	010-815-13
		1mm	010-815-14
<b>SÉRIE PLATINE / PLATINUM SERIES</b>			
580 (Blanc / White)	1992 + / 1992 Up	Standard	010-81510P
		.25mm	010-81511P
		.5mm	010-81512P
		.75mm	010-81513P
		1mm	010-81514P
650	1993	Standard	010-816-20
		.25mm	010-816-21
		.5mm	010-816-22
		.75mm	010-816-23
		1mm	010-816-24
650	1994 &+ / Up	Standard	010-816-10
		.25mm	010-816-11
		.5mm	010-816-12
		.75mm	010-816-13
		1mm	010-816-14
<b>SÉRIE PLATINE / PLATINUM SERIES</b>			
650	1994 &+ / Up	Standard	010-81610P
		.25mm	010-81611P
		.5mm	010-81612P
		.75mm	010-81613P
		1mm	010-81614P
720	Toutes / All	Standard	010-817-10
		.25mm	010-817-11
		.5mm	010-817-12
		.75mm	010-817-13
		1mm	010-817-14
<b>SÉRIE PLATINE / PLATINUM SERIES</b>			
720	Toutes / All	Standard	010-81710P
		.25mm	010-81711P
		.5mm	010-81712P
		.75mm	010-81713P
		1mm	010-81714P




Série platine / Platinum series

# COMPOSANTES DE MOTEUR – ENGINE COMPONENTS

## ENSEMBLES COMPLETS POUR TÊTE DE MOTEUR / TOP END REBUILD KITS

Série originale / Original series

Modèle / Model	Année / Year	Dimensions	# Pièce / Part #
<b>SEA-DOO</b>			
800 Carb.	Toutes / All	Standard	010-818-10
		.25mm	010-818-11
		.5mm	010-818-12
		.75mm	010-818-13
		1mm	010-818-14
<b>SÉRIE PLATINE / PLATINUM SERIES</b>			
800 Carb.	Toutes / All	Standard	010-81810P
		.25mm	010-81811P
		.5mm	010-81812P
		.75mm	010-81813P
		1mm	010-81814P
800 RFI	Toutes / All	Standard	010-808-10
		.25mm	010-808-11
		.5mm	010-808-12
		.75mm	010-808-13
		1mm	010-808-14
<b>SÉRIE PLATINE / PLATINUM SERIES</b>			
800 RFI	Toutes / All	Standard	010-80810P
		.25mm	010-80811P
		.5mm	010-80812P
		.75mm	010-80813P
		1mm	010-80814P
951 (Carb. motor)	Toutes / All	Standard	010-819-10
		.25mm over	010-819-11
		.5mm over	010-819-12
		.75mm over	010-819-13
		1mm over	010-819-14
<b>SÉRIE PLATINE / PLATINUM SERIES</b>			
951 (Carb. motor)	Toutes / All	Standard	010-81910P
		.25mm over	010-81911P
		.5mm over	010-81912P
		.75mm over	010-81913P
		1mm over	010-81914P
951 DI	Toutes / All	Standard	010-809-10
		.25mm over	010-809-11
		.5mm over	010-809-12
		.75mm over	010-809-13
		1mm over	010-809-14
<b>SÉRIE PLATINE / PLATINUM SERIES</b>			
951 DI	Toutes / All	Standard	010-80910P
		.25mm over	010-80911P
		.5mm over	010-80912P
		.75mm over	010-80913P
		1mm over	010-80914P




Série platine / Platinum series

# COMPOSANTES DE MOTEUR – ENGINE COMPONENTS

## ENSEMBLES COMPLETS POUR TÊTE DE MOTEUR / TOP END REBUILD KITS

Série originale / Original series

Modèle / Model	Année / Year	Dimensions	# Pièce / Part #
<b>TIGER SHARK</b>			
640	Toutes / All	Standard	010-850-10
		.25mm over	010-850-11
		.5mm over	010-850-12
		.75mm over	010-850-13
		1mm over	010-850-14
770	Toutes / All	Standard	010-851-10
		.25mm over	010-851-11
		.5mm over	010-851-12
		.75mm over	010-851-13
		1mm over	010-851-14
900	Toutes / All	Standard	---
		.25mm over	010-852-11
		.5mm over	010-852-12
		.75mm over	010-852-13
		1mm over	010-852-14
1000	Toutes / All	Standard	010-853-10
		.25mm over	010-853-11
		.5mm over	010-853-12
		.75mm over	010-853-13
		1mm over	010-853-14
<b>YAMAHA</b>			
500	Toutes / All	Standard	010-801-10
		.25mm over	010-801-11
		.5mm over	010-801-12
		.75mm over	010-801-13
		1mm over	010-801-14
650 (6M6)	Toutes / All	Standard	010-802-10
		.25mm over	010-802-11
		.5mm over	010-802-12
		.75mm over	010-802-13
		1mm over	010-802-14
701 (61X)	---	Standard	010-825-10
		.25mm over	010-825-11
		.5mm over	010-825-12
		.75mm over	010-825-13
		1mm over	010-825-14
<b>SÉRIE PLATINE / PLATINUM SERIES</b>			
701 (61X)	---	Standard	010-82510P
		.25mm over	010-82511P
		.5mm over	010-82512P
		.75mm over	010-82513P
		1mm over	010-82514P




Série platine / Platinum series

# COMPOSANTES DE MOTEUR – ENGINE COMPONENTS

## ENSEMBLES COMPLETS POUR TÊTE DE MOTEUR / TOP END REBUILD KITS

Série originale / Original series

Modèle / Model	Année / Year	Dimensions	# Pièce / Part #
<b>YAMAHA</b>			
701 (62T)	---	Standard	010-827-10
		.25mm over	010-827-11
		.5mm over	010-827-12
		.75mm over	010-827-13
		1mm over	010-827-14
<b>SÉRIE PLATINE / PLATINUM SERIES</b>			
701 (62T)	---	Standard	010-82710P
		.25mm over	010-82711P
		.5mm over	010-82712P
		.75mm over	010-82713P
		1mm over	010-82714P
760 (64X)	Toutes / All	Standard	010-826-10
		.25mm over	010-826-11
		.5mm over	010-826-12
		.75mm over	010-826-13
		1mm over	010-826-14
<b>SÉRIE PLATINE / PLATINUM SERIES</b>			
760 (64X)	Toutes / All	Standard	010-82610P
		.25mm over	010-82611P
		.5mm over	010-82612P
		.75mm over	010-82613P
		1mm over	010-82614P
<b>SÉRIE PLATINE / PLATINUM SERIES</b>			
800	Toutes / All	Standard B	010-82810P
		.25mm	010-82811P
		.5mm	010-82812P
		.75mm	010-82813P
		1mm	010-82814P
1100 (2 Stroke)	Toutes / All	Standard	010-827-20
		.25mm	010-827-21
		.5mm	010-827-22
		.75mm	010-827-23
		1mm	010-827-24
<b>SÉRIE PLATINE / PLATINUM SERIES</b>			
1100 (2 Stroke)	Toutes / All	Standard	010-82720P
		.25mm	010-82721P
		.5mm	010-82722P
		.75mm	010-82723P
		1mm	010-82724P
1200 (No power valve)	---	Standard	010-826-20
		.25mm	010-826-21
		.5mm	010-826-22
		.75mm	010-826-23
		1mm	010-826-24




Série platine / Platinum series

# COMPOSANTES DE MOTEUR – ENGINE COMPONENTS

## ENSEMBLES COMPLETS POUR TÊTE DE MOTEUR / TOP END REBUILD KITS

Série originale / Original series

Modèle / Model	Année / Year	Dimensions	# Pièce / Part #
<b>YAMAHA</b>			
<b>SÉRIE PLATINE / PLATINUM SERIES</b>			
1200 (No power valve)	---	Standard	<b>010-82620P</b>
		.25mm	<b>010-82621P</b>
		.5mm	<b>010-82622P</b>
		.75mm	<b>010-82623P</b>
		1mm	<b>010-82624P</b>
<b>SÉRIE PLATINE / PLATINUM SERIES</b>			
1200R(moteur à soupape de puissance / Power valve motor)	Toutes / All	Standard B	<b>010-82910P</b>
		.25mm	<b>010-82911P</b>
		.5mm	<b>010-82912P</b>
		.75mm	<b>010-82913P</b>
		1mm	<b>010-82914P</b>
1300 GPR	2003-04	Standard	<b>010-824-10</b>
		.25mm	<b>010-824-11</b>
		.5mm	<b>010-824-12</b>
		.75mm	<b>010-824-13</b>
		1mm	<b>010-824-14</b>



Série platine / Platinum series

## OUTILS POUR PISTONS / PISTONS TOOLS

### PP610

Extracteur d'axe de piston - Piston pin puller

Extracteur universel d'axe de piston permettant d'enlever facilement toutes les grandeurs d'axes sans endommager le piston.

Universal piston pin puller easily removes all sizes of piston pins without any damage to piston.



[09-610]