


ENSEMBLE DE JOINTS D'ÉTANCHÉITÉ / GASKETS KITS

ENSEMBLE DE JOINTS DE TÊTE / POWER HEAD GASKET KIT CHRYSLER / FORCE



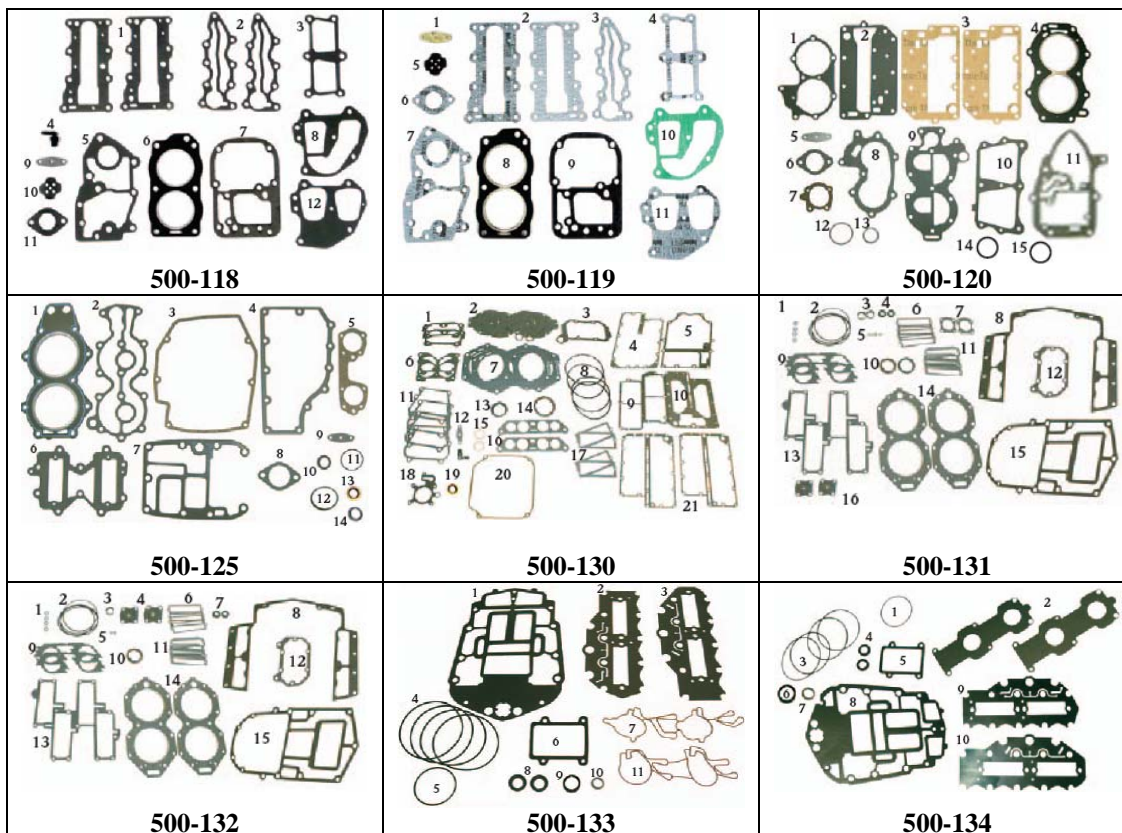
HP	Année / Year	# Série / Serial #	Cyl.	# Pièce / Part #
CHRYSLER / FORCE				
45	1974-83	---	2	500-100
40 / 50	1981-87, 88 A Model	---	2	500-100
40 / 50	1988 B, C, D Model	---	2	500-101
40 / 50	1989-94 A, B, C, D	---	2	500-102
40 / 50	1995-99 A, B, C, D	---	2	500-103
55	1972-76	---	2	500-100
70	1970-73 / 1979-80	---	3	500-105
70	1991-95 Single Carb.	---	3	500-106
70	1999	---	3	500-107

ENSEMBLE DE JOINTS D'ÉTANCHÉITÉ / GASKETS KITS

ENSEMBLE DE JOINTS DE TÊTE / POWER HEAD GASKET KIT CHRYSLER / FORCE


HP	Année / Year	# Série / Serial #	Cyl.	# Pièce / Part #
CHRYSLER / FORCE				
75	1974-84	---	3	500-105
75	1996-98 Single Carb.	---	3	500-106
75	1999	---	3	500-108
85	1970-89	---	3	500-105
90	1983 / 1989-90	---	3	500-105
90	1991-94	---	3	500-108
90	1995-99	---	3	500-107
90-95	Sport Jet 1993-96	---	3	500-109
100	1979-81 / 1983-84	---	4	500-110
105	1972-83	---	4	500-110
115	1977-83	---	4	500-110
120	1989-up Except L	---	4	500-111
120	1995-99	---	4	500-112
120	Sport Jet 1996-2000	---	4	500-113
125	1983-88 Later	---	4	500-110
140	1978-83	---	4	500-110

ENSEMBLE DE JOINTS DE TÊTE / POWER HEAD GASKET KIT JOHNSON / EVINRUDE (OMC)



ENSEMBLE DE JOINTS D'ÉTANCHÉITÉ / GASKETS KITS

ENSEMBLE DE JOINTS DE TÊTE / POWER HEAD GASKET KIT JOHNSON / EVINRUDE (OMC)



HP	Année / Year	# Série / Serial #	Cyl.	# Pièce / Part #
JOHNSON / EVINRUDE (OMC)				
9.9-15	Jusqu'à / Up to 1992	---	2	500-118
9.9-15	1993 plus / up	---	2	500-119
25	1979-84	---	2	500-120
20 / 25 / 30	1985-97	---	2	500-120
35	1979-97	---	2	500-120

ENSEMBLE DE JOINTS D'ÉTANCHÉITÉ / GASKETS KITS

ENSEMBLE DE JOINTS DE TÊTE / POWER HEAD GASKET KIT

JOHNSON / EVINRUDE (OMC)

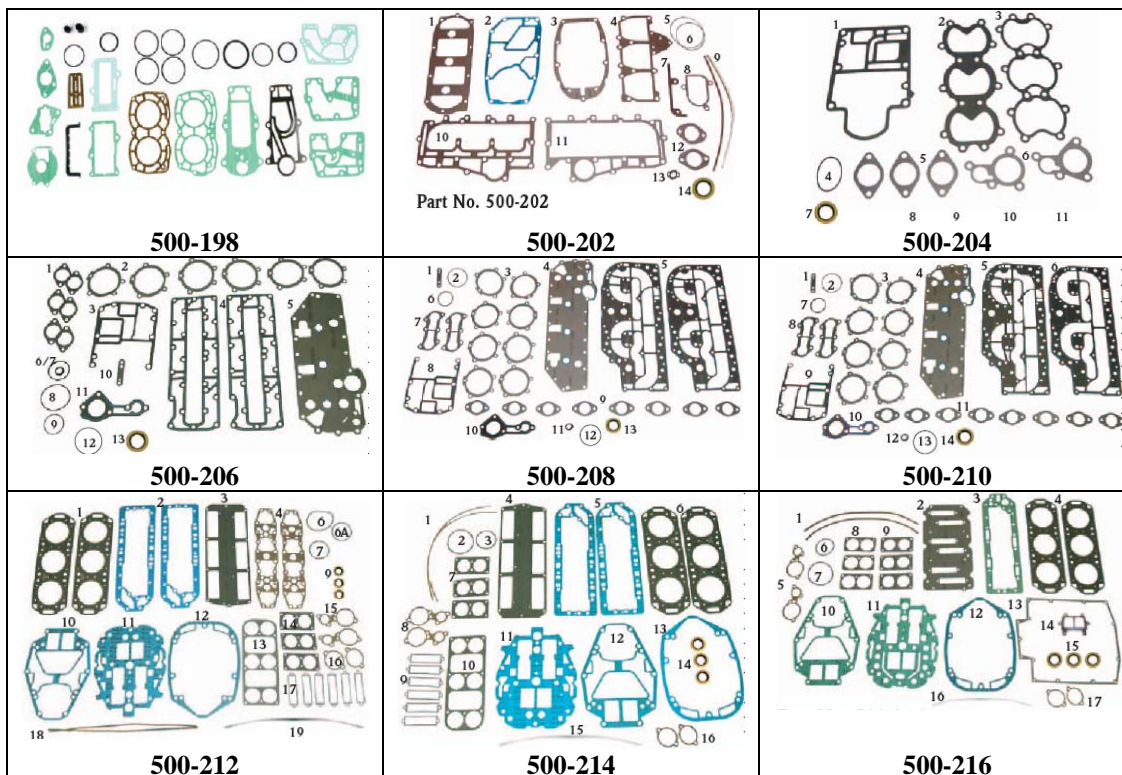
HP	Année / Year	# Série / Serial #	Cyl.	# Pièce / Part #
JOHNSON / EVINRUDE (OMC)				
40 Commercial	1981-90	---	2	500-128
40	1984-97	---	2	500-125
45 Commercial	1985-92	---	2	500-125
48	1987-97	---	2	500-125
50	1979-80	---	2	500-127
50	1981-97	---	2	500-125
55	1977-79	---	2	500-127
55	1980-97	---	2	500-125
60	1980-85	---	2	500-125
60	1986-88	---	3	500-135
60	1989-97	---	3	500-136
65	1972-86	---	3	500-135
65	1987-92	---	3	500-136
70	1974-85	---	3	500-135
70	1986-97	---	3	500-136
75	1975-89	---	3	500-135
85	1979-95	---	4	500-130
88 X Flow	1987 plus / up	---	4	500-130
90 X Flow	1981-94	---	4	500-130
90	1995-2000	---	4	500-133
90 Ficht FFI	---	---	4	500-134
100 X Flow	1979 plus / up	---	4	500-130
110 X Flow	1986-90	---	4	500-130
115 X Flow	1978-99	---	4	500-130
115 60 degree	1995-2000	---	4	500-133
115 Ficht FFI	---	---	4	500-134
120 S.B. Looper	1985-87	---	4	500-131
120 B.B. Looper	1988-94	---	4	500-132
125 S.B. Looper	1992-95	---	4	500-131
125 B.B. Looper	1992-95	---	4	500-132
130 B.B. Looper	1995-98	---	4	500-132
135 Ficht FFI	---	---	4	500-134
140 X Flow	1978-84	---	4	500-130
140 S.B. Looper	1985-87	---	4	500-131
140 B.B. Looper	1988-94	---	4	500-132
150 / 155 X Flow	1978-92	---	6	500-140
150 60 degree	1991-2000	---	6	500-147
150 Ficht FFI	---	---	6	500-150
175 S.B. X Flow	1977-83	---	6	500-140
175 B.B. X Flow	1986-91	---	6	500-141
175 60 degree	1991-2000	---	6	500-147
175 Ficht FFI	---	---	6	500-150
185 X Flow	1984-85	---	6	500-140
200 X Flow	1976-83	---	6	500-140
200 S.B. Looper	1985-87	---	6	500-144
200 B.B. Looper	1988-92	---	6	500-145
200 B.B. Looper	1993 plus / up	---	6	500-146
200 Ficht FFI	1999-2001	---	6	500-146-02
225 S.B. Looper	1985-87	---	6	500-144
225 B.B. Looper	1988-92	---	6	500-145
225 B.B. Looper	1993 plus / up	---	6	500-146
225 Ficht FFI 3.3 L	1999 plus / up	---	6	500-146-01

ENSEMBLE DE JOINTS D'ÉTANCHÉITÉ / GASKETS KITS

ENSEMBLE DE JOINTS DE TÊTE / POWER HEAD GASKET KIT JOHNSON / EVINRUDE (OMC)

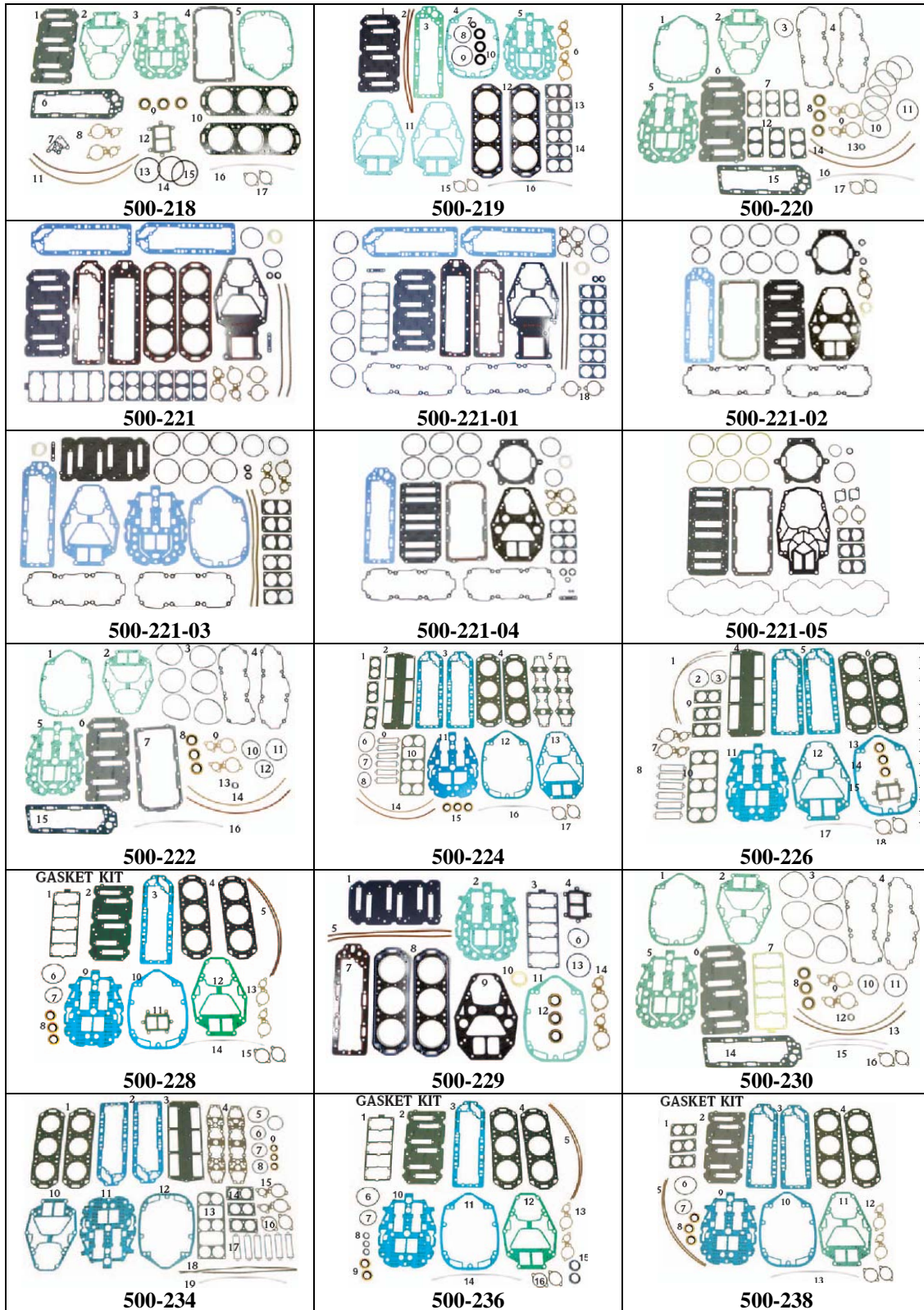
HP	Année / Year	# Série / Serial #	Cyl.	# Pièce / Part #
JOHNSON / EVINRUDE (OMC)				
235 S.B. X Flow	1978-79	---	6	500-140
235 B.B. X Flow	1980-85	---	6	500-141
250 Carb. Only	2000	---	6	500-146
250 Ficht FFI 3.3L	2000-04	---	6	500-146-01
250 B.B. Looper	1990-93	---	8	500-152
275 S.B. Looper	1985-87	---	8	500-151
300 S.B. Looper	1985-87	---	8	500-151
300 B.B. Looper	1990-93	---	8	500-152
Sea-Drives				
1.6L X Flow	1983-90	---	4	500-130
1.8L Small Bore V4 Looper	1987	---	4	500-131
2.0L Small Bore V4 Looper	1988-90	---	4	500-131
2.5L X Flow S.B.	1982-85	---	6	500-140
2.6L X Flow B.B.	1982-86	---	6	500-141
2.7L S.B. Looper	1987	---	6	500-144
3.0L B.B. Looper	1988-90	---	6	500-145
3.6L S.B. Looper	1985-87	---	8	500-151
4.0L B.B. Looper	1990-97	---	8	500-152

ENSEMBLE DE JOINTS DE TÊTE / POWER HEAD GASKET KIT MERCURY



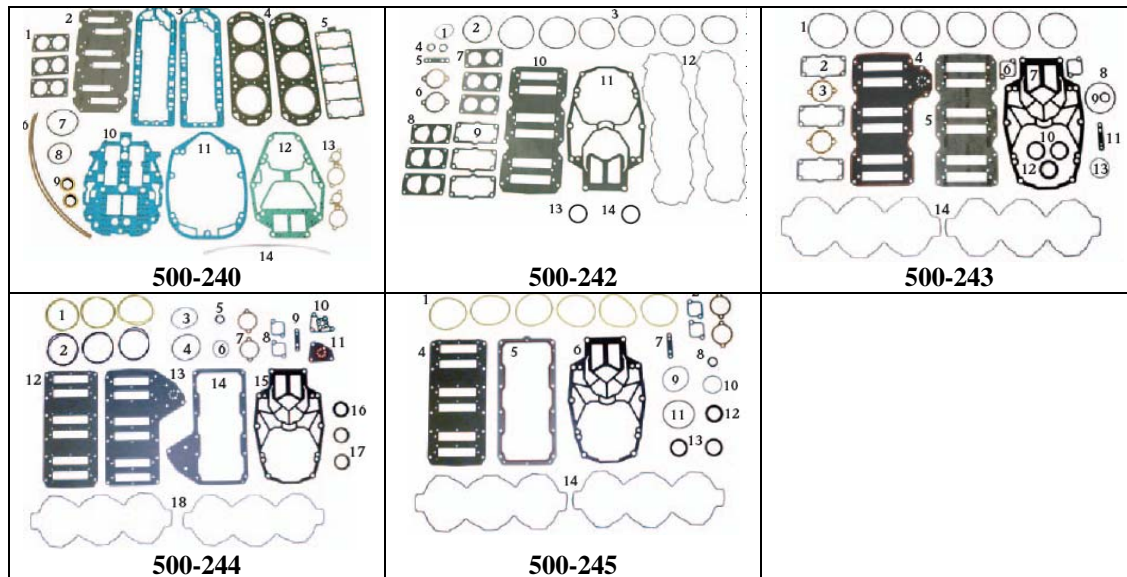
ENSEMBLE DE JOINTS D'ÉTANCHÉITÉ / GASKETS KITS

ENSEMBLE DE JOINTS DE TÊTE / POWER HEAD GASKET KIT MERCURY



ENSEMBLE DE JOINTS D'ÉTANCHÉITÉ / GASKETS KITS

ENSEMBLE DE JOINTS DE TÊTE / POWER HEAD GASKET KIT MERCURY



HP	Année / Year	# Série / Serial #	Cyl.	# Pièce / Part #
MERCURY				
25	1983 plus / up	---	2	500-198
35	1972-88	6445653-B10788	2	500-201
30-40	1991-97	---	2	500-199
30-40	1998-2004	OG055314 & UP	2	500-199
40	1972-93	3336258-G053313	2	500-201
40	MARINER	---	2	500-200
45 / 50	1968-95	2116318-B110788	2	500-200
50	1984-88	6428681-B122929	3	500-202
60	1984-88	6428681-B122929	3	500-202
40 / 50 / 60	1991-97	D000750 & UP	3	500-204
40 / 50 / 55 / 60	1998-2005	OG590000 & UP	3	500-204
65	1972-75	3293184-4382056	3	500-202
65	1976-77	4382057-4571651	3	500-202
70	1977-83	4571652-6428600	3	500-202
70	1987-89	A996142 & UP	3	500-206
75	1990-LATER	A996142 & UP	3	500-206
75 DFI	---	OT980000-UP	3	500-207
80	1978-83	4831999-6432900	4	500-209
85	1987-92	A996142 & UP	3	500-206
85	1973-85	3493913-4366801	4	500-211
85	1976-78	4366802-4831998	4	500-209
90	1975-86	4845301-5299505	6 IN LINE	500-215
90	1987-UP	A996142 & UP	3	500-206
90 DFI	---	OT801000-UP	3	500-207
75-115	---	OG960500-UP	4	500-245
100	1988-2000	B209468 & UP	4	500-208
115	1975-88	3525441-4855152	6 IN LINE	500-215
115	---	OD283222 & UP	4	500-210
115	1988-LATER	B209468 & UP	4	500-208
115 DFI	---	OT801000-UP	3	500-207
115 2.5L DFI	---	OG960500-OT178499	V6 2.5L	500-218

ENSEMBLE DE JOINTS D'ÉTANCHÉITÉ / GASKETS KITS

ENSEMBLE DE JOINTS DE TÊTE / POWER HEAD GASKET KIT

MERCURY

HP	Année / Year	# Série / Serial #	Cyl.	# Pièce / Part #
MERCURY				
125	1994-LATER	D283222 & UP	4	500-210
135	1986-90	A904646-C239552	V6 2L	500-214
135	1991-2001	C239553 & UP	V6 2.0L	500-216
135	---	OG590000-OG960499	V6 2.5L	500-218
135	---	OG960500-UP	V6 2.5L	500-222
V 140	---	OT178500 & UP	---	500-220
140	1978-81	3293234-3502805	6 IN LINE	500-215
V 150 EFI	---	OG303046-OG960499	V6	500-228
V 150 EFI	---	OT409000 & UP	2.5L	500-220
150	1974-78	3502806-4868997	6 IN LINE	500-215
150	1978-82	4868648-6042945	V6 2L	500-224
150	---	5600162-0A904645	V6 2L	500-212
150	1983-90	6042946-C233552	V6 2L	500-214
150	1991-2005	C239553 & UP	V6 2L	500-216
150 Magnum III	---	OG960500 & UP	---	500-220
150 2.5L DFI	---	OG590000-OG960499	V6 2.5L	500-218
150 2.5L DFI	---	OG960500-UP	V6 2.5L	500-222
V 150 EFI	---	OG960500-OT408999	V6	500-230
V 150 XRI	---	OD082000-OG303045	V6	500-228
V 150 XR2	Early	5866777-6042945	---	500-224
150 XR4	1988-91	B242885-C239552	V6 2.4L	500-226
150 XR6	---	OG960500 & UP	---	500-220
V 175 Mag/EFI	---	OD000750-OD081999	V6	500-236
V 175 EFI	---	OG960500-OT408999	V6	500-230
V 175 EFI	---	OG303046-OG760499	V6	500-230
V 175 EFI	---	OT409000 & UP	2.5L	500-220
V 175 XRI	---	OD082000-OG303045	V6	500-228
V 175 XRI EFI	---	OD000750-OD081999	V6	500-236
175	1976-84	4301235-6618750	V6 2L	500-234
175	---	5190663-OC100860	V6	500-234
175	1985-91	6618751-C239552	V6 2.4L	500-226
175	1992-2002	C239553 & UP	V6 2.5L	500-212
175 Sport Jet	1997-99	---	V6 2.5L	500-221
175 Sport Jet	2000-03	---	V6 2.5L	500-221-01
175 2.5L DFI	---	OT178500-OT801000-Up	V6 2.5L	500-222
V 200 XRI EFI	Except 1991	OC291520-OD081999	V6	500-236
V 200	---	OC100861-OC291519	V6	500-238
V 200 EFI	---	OC100861-OC999999	V6	500-240
200	1978-81	4839034-5363917	V6 2.4L	500-234
200	1982	6073192-6203990	V6 2.4L	500-238
200	1992-2005	D0820000 & UP	V6 2.5L	500-228
200 Sport Jet DFI	2001-03	---	V6 2.5L	500-221-02
200 Pro Max	---	OD935000-OG610079	V6 2.5L	500-250
200 Pro Max	---	OG857000 & UP	V6 2.5L	500-250
200 3.0L Optimax	---	OG3866496-OG589999	V6 3.0L	500-243
200 3.0L Optimax	---	OG960500-OT178499-Up	V6 3.0L	500-243
210 Sportjet	2001-03	---	V6 2.5L	500-221-03
220	1987-88	B117316 & UP	V6 2.4L	500-240
200 3.0L Optimax	---	OG590000-OG960499	V6 3.0L	500-244
200 XS DFI 2.5L	---	OT235000-UP	V6 2.5L	500-218

ENSEMBLE DE JOINTS D'ÉTANCHÉITÉ / GASKETS KITS

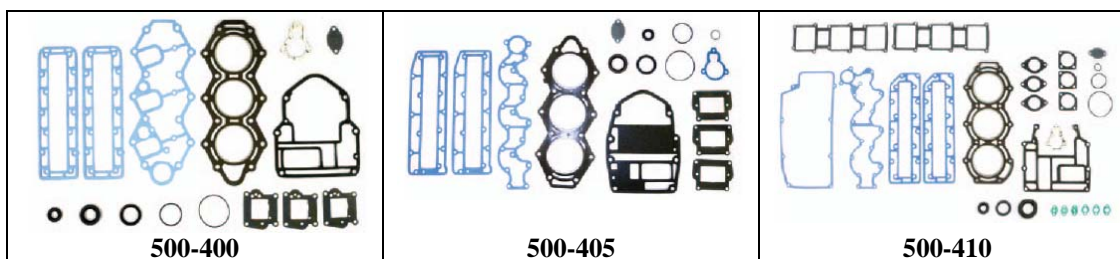
ENSEMBLE DE JOINTS DE TÊTE / POWER HEAD GASKET KIT

MERCURY

HP	Année / Year	# Série / Serial #	Cyl.	# Pièce / Part #
MERCURY				
225	1980-93	5628028-D280812	V6 2.4L	500-251
225 PROMAX	---	0D935638-0T429939	V6 2.5L	500-250
225 3.0L CARB	---	OD280813-OG7602999	V6 3.0L	500-242
225 3.0L CARB	---	OG245605-OT408999	V6 3.0L	500-242
225 3.0L EFI	---	OG76300-OT408999	V6 3.0L	500-242
225 3.0L EFI	---	OT409000-UP	V6 3.0L	500-242
225 3.0L DFI	---	OG960500-OT801000-UP	V6 3.0L	500-243
225 3.0L DFI	---	OG590000-OG9604999	V6 3.0L	500-244
XR2 Magnum	---	4868998-0A904645	V6 2.0L	500-212
XR4	---	0C239553-0D081999	V6 2.0L	500-216
XR6	1992-LATER	D082000 & UP	V6 2.5L	500-216
225 3.0L DFI/DTS	---	OT599000 & UP	V6 3.0L	500-243
225-250 EFI	---	OG129222-OT408999	V6 3.0L	500-242
225 4-Stroke EFI	---	OT653945 & UP	V6	500-252
240 Sport Jet EFI	2001-03	---	V6	500-221-04
250XB 3.0L	---	OG980600-OT800999	V6 3.0L	500-242
250XS 3.0L DFI	---	OT651945-OT818042	V6 3.0L	500-245
250 3.0L EFI	---	OT409000-OT800999-UP	V6 3.0L	500-243
250 Sportjet 3.0L	---	---	V6	500-221-05
2.5L DFI/Optimax	200-UP	---	V6 2.5L DFI	500-218
300 Prosupermag	---	OG610221-OT105297	V6 3.0L	500-242
300X EFI PRO	---	OT235084-OT429940-UP	V6 3.0L	500-243

ENSEMBLE DE JOINTS DE TÊTE / POWER HEAD GASKET KIT

TOHATSU / NISSAN




HP	Année / Year	# Série / Serial #	Cyl.	# Pièce / Part #
TOHATSU / NISSAN				
40 / 50	---	---	3	500-400
60 / 70	---	---	3	500-405
90	---	---	3	500-410

ENSEMBLE DE JOINTS D'ÉTANCHÉITÉ / GASKETS KITS

ENSEMBLE DE JOINTS DE TÊTE / POWER HEAD GASKET KIT

YAMAHA



ENSEMBLE DE JOINTS D'ÉTANCHÉITÉ / GASKETS KITS

ENSEMBLE DE JOINTS DE TÊTE / POWER HEAD GASKET KIT

YAMAHA

HP	Année / Year	# Série / Serial #	Cyl.	# Pièce / Part #
YAMAHA				
9.9-15	1984-97	---	2	500-310
15	2001-04	---	2	500-315
25 & 30	1984-92	---	2	500-311
25	1988-94	---	2	500-311
25	1996-99	---	3	500-314
30	1987-93	---	3	500-314
C30HD	1997	---	2	500-318
30 / 40 Four Stroke	2000-04	---	3	500-320
40	1984-88	---	3	500-313
40	1992-UP	---	3	500-313
C40	1994-97	---	2	500-312
40 / 50	1984-94	---	3	500-313
40-50	1995-UP	---	3	500-316
Pro 50/50(6H5)	1984-95	---	3	500-314
CV55, C55	1989 / 91-94	---	2	500-317
60 / 70	1984-98	---	3	500-330
90(6HI)-75-85	1984-LATER	---	3	500-335
75, 85 & 90	1994-LATER	---	3	500-335
115	1986-LATER	---	V4	500-340
130	1988-LATER	---	V4	500-340
Excel	1987-89	---	V6	500-347
2.6L hpdi	---	---	V6	500-357
2.6L EFI 90 degree	---	---	V6	500-350
C150	1984-2002	---	V6	500-345
DX, LX, SX 150	1999	---	V6	500-353
SX 150	2001-02	---	V6	500-350
VX 150	2000	---	V6	500-353
175	1984 & 1999	---	V6	500-345
150-200 2.6L hpdi	2000-UP	---	V6	500-357
150-225 90 degree	1984-98	---	V6	500-347
LX 200	1999	---	V6	500-353
SX 200	2002	---	V6	500-353
V 200	1998-99	---	V6	500-355
200-250 3.3L hpdi	2000-UP	---	V6	500-359
200, 225	1990 / 1992-2001	---	V6	500-353
LX 225	2000-01	---	V6	500-355
SX 225	1994-96	---	V6	500-350
S,L 225	1997-99	---	V6	500-355
V 225	1998-99	---	V6	500-355
S,L 250	1997-99	---	V6	500-355
LX 225, 250	2000-01	---	V6	500-355
L250(61A)250(61B)	1992-UP	---	V6	500-355
200, 225, 250	---	---	V6	500-355
300 3.3L HPDI	2004-UP	---	V6	500-359